

SF-M18/G108

420-435W

182 × 91mm cells 54


Bifacial Double Glass

N-Type Half-Cell Module

Max Power out: 435W

Max Efficiency: 22.28%

Power tolerance: 0~+5W



SMBB Technology

Better light trapping and current collection to improve module power output and reliability



HOT 2.0 Technology

The N-type module with Hot 2.0 technology has better reliability and lower LID/LETID.



PID Resistance

Excellent Anti-PID performance guarantee via optimized mass-production process and materials control.



Enhanced Mechanical Load

Certified to withstand: wind load (2400 Pascal) and snow load (5400 Pascal).



Durability Against Extreme Environmental Conditions

High salt mist and ammonia resistance.

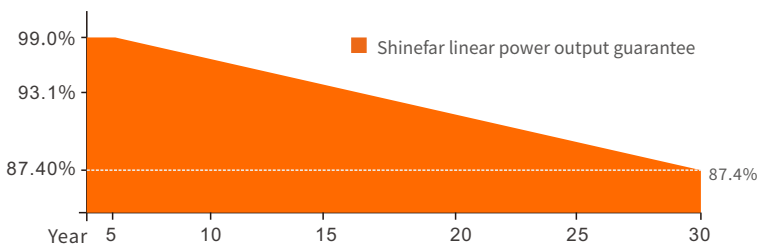


High energy generation, low LCOE

Low Pmax temp coefficient increases energy production

Superior Warranty

- 15-year material & technology warranty
- 30-year linear power output warranty




Comprehensive Products and System Certificates

- IEC 61215, IEC 61730, IEC 61701, IEC 62716
- ISO 9001: 2015 Quality management systems
- ISO 14001: 2015 Environmental management systems
- ISO 45001: 2018 Occupational health and safety management systems



Engineering Drawings



Structural Parameter

Dimensions of Module	1722×1134×30mm or 1722×1134×35mm
Weight	24kg
Packing	37/31/pallet, 962/806/40HQ
Front Glass	High Transparency Solar Glass 2.0mm
Back Glass	Heat Strengthened Glass 2.0mm
Frame	Black, anodized aluminium alloy
J-Box	IP68 Rated
Cable	4.0mm ² , 300mm
Bypass Diodes	3pcs
Wind/ Snow Load	2400Pa/5400Pa
Connector	MC4 Compatible

Electrical Specification

(STC: Irradiance 1000W/m², cell temperature 25°C, AM1.5G — NOCT: Irradiance 800W/m², Ambient temperature 20°C, Wind speed 1m/s)

Module Type	SF-M18/G108420		SF-M18/G108425		SF-M18/G108430		SF-M18/G108435	
	STC	NOCT	STC	NOCT	STC	NOCT	STC	NOCT
Maximum Power (Pmax) [W]	420	311.64	425	315.35	430	319.06	435	322.77
Maximum Power Voltage (Vmp) [V]	31.69	29.47	31.86	29.63	32.03	29.79	32.20	29.95
Maximum Power Current (Imp) [A]	13.25	10.57	13.34	10.64	13.42	10.71	13.51	10.78
Open Circuit Voltage (Voc) [V]	37.43	34.81	37.52	34.89	37.61	34.98	37.70	35.06
Short Circuit Current (Isc) [A]	14.18	11.31	14.28	11.39	14.38	11.48	14.49	11.56
Module Efficiency [%]	21.51		21.76		22.02		22.28	
Cell Type [mm]	Mono 182×91, 108 cells							
Operational Temperature [°C]	-40~+85°C							
Maximum System Voltage	1500V DC							
Max Series Fuse Rating	25A							

Electrical characteristics with different power bin (reference to 10% Irradiance ratio)

Total Equivalent power (Pmax) [Wp]	462	467.5	473	478.5
Maximum Power Voltage (Vmp) [V]	31.69	31.86	32.03	32.20
Maximum Power Current (Imp) [A]	14.58	14.67	14.77	14.86
Open Circuit Voltage (Voc) [V]	37.43	37.52	37.61	37.70
Short Circuit Current (Isc) [A]	15.60	15.71	15.82	15.93
Irradiance ratio (rear/front)	10%			

Temperature Ratings

Nominal Operating Cell Temperature	45±2°C
Temperature Coefficient of Isc	+0.05%/°C
Temperature Coefficient of Voc	-0.23%/°C
Temperature Coefficient of Pmax	-0.29%/°C

Curve Diagram

